

# BUCKS STRATEGIC PARTNERSHIP



*promoting prosperity, tackling inequalities*

## Children and Young People block report

Year 2: 2009-2010

Quarter 2: July- September

Sue Imbriano & Chris Munday

### REPORT CONTENTS:

#### Block summary:

Block leads account of good performance, issues/concerns and any actions planned

#### Causal Map:

A diagramatic representation of how the indicator is managed

#### Block Report:

Report displaying all the indicators in the block

#### Performance Exceptions

Exception report on under performance- red and amber

#### Risk exceptions

High risks scoring above 12

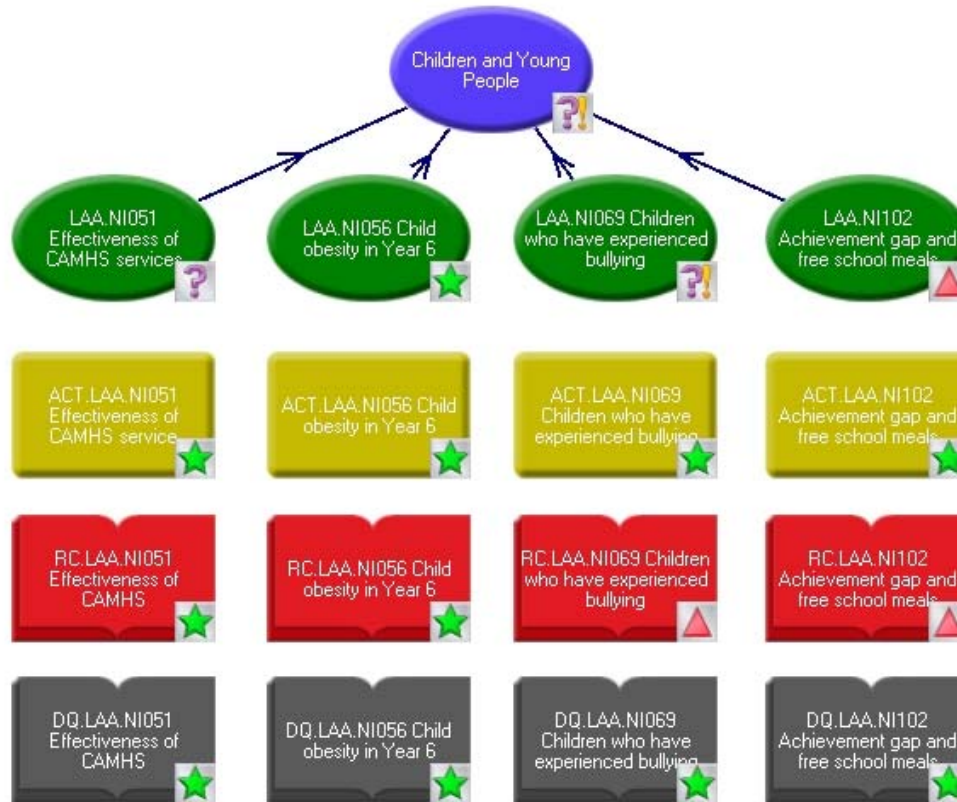
#### Individual Indicator reports

	Performance on target
	Performance is below target (between -0.01% and -5%)
	Performance is well below target (worse than -5%)
	No data provided for this period
	No target for this period

GOOD PERFORMANCE	
LAA Block summary statement	<p><a href="#">Comment at 30/09/2009</a></p> <p><b>Good performance</b></p> <ul style="list-style-type: none"> <li>The contract awarded to the new CAMHS provider has begun to embed. Significant improvements in waiting times have been achieved in the first and second quarter and it anticipated that this will continue.</li> <li>The new CAMHS provision is meeting all LAA targets</li> <li>Early analysis has suggested that good progress has been made with a number of vulnerable groups in relation to their education performance and closing the gap. We are undertaking a more detailed analysis of the free school meals cohort</li> </ul>
ISSUES AND CONCERNS	
LAA Block summary statement	<p><a href="#">Comment at 30/09/2009</a></p> <p><b>Under-performance explanation</b></p> <ul style="list-style-type: none"> <li>We are concerned that the bullying indicator is a perception indicator and that broader issues may influence the data</li> <li>The schools for the TellUs 4 survey (which includes information on the LAA bullying indicator) are being encouraged to complete the on-line survey</li> </ul>
ACTIONS PLANNED	
LAA Block summary statement	<p><a href="#">Comment at 30/09/2009</a></p> <p><b>Actions for improvement</b></p> <ul style="list-style-type: none"> <li>We are following up with schools to complete the TellUs 4 survey</li> </ul>




[LAA Home](#)

## LAA Performance monitoring



CHILDREN AND YOUNG PEOPLE										
	BASELINE	ACTUAL 30/09/2009	TARGET 30/09/2009	PERFORMANCE	DoT	YEAR 1 RESULT	YEAR 1 TARGET	YEAR 1 PERFORMANCE	YEAR 2 TARGET	YEAR 3 TARGET
☐ NI051 Effectiveness of child and adolescent mental health (CAMHs) services	12.00	14.00	14.00	★	➡	14.00	14.00	★	16.00	16.00
☒ NI051i Effectiveness of CAMHS Q1	?	?	4.00	?	?	?	?	?	4.00	4.00
☒ NI051ii Effectiveness of CAMHS Q2	?	?	4.00	?	?	?	?	?	4.00	4.00
☒ NI051iii Effectiveness of CAMHS Q3	?	?	4.00	?	?	?	?	?	4.00	4.00
☒ NI051iv Effectiveness of CAMHS Q4	?	?	4.00	?	?	?	?	?	4.00	4.00
NI056i Percentage of children in Year 6 with height and weight recorded who are obese	13.90	13.90	13.90	★	➡	13.90	13.90	★	13.85	13.80
NI056ii Percentage of children in Year 6 with height and weight recorded	85.00	90.00	85.00	★	➡	83.10	?	!	85.00	87.00
☒ NI069 Children who have experienced bullying	49.70	49.70	49.70	★	➡	49.70	49.70	★	47.70	46.30
NI102i Achievement gap between pupils eligible for free school meals and their peers (KS2)	31.00	34.80	30.00	▲	?	31.40	31.00	●	30.00	29.00
NI102ii Achievement gap between pupils eligible for free school meals and their peers (KS4)	38.00	39.60	37.00	▲	➡	38.60	38.00	●	37.00	36.00

		to Jun 2009	to Sep 2009	to Dec 2009	to Mar 2010
LAA.NI102 Achievement gap and free school meals : NI102i Achievement gap between pupils eligible for free school meals and their peers (KS2)	Actual (YTD)		34.80		
	Target (YTD)	30.00	30.00	30.00	30.00
	Performance (YTD)	?	▲	—	—
LAA.NI102 Achievement gap and free school meals : NI102ii Achievement gap between pupils eligible for free school meals and their peers (KS4)	Actual (YTD)	37.00	38.30		
	Target (YTD)	38.60	37.80	37.53	37.40
	Performance (YTD)	★	●	—	—

				to Sep 2009
+ RM.LAA.NI069.01 Unable to secure funding for Project Officers after March 2010 : RM01 Risk Score	Burrell, Kevin	Unable to secure funding for Project Officers after March 2010	Actual	20
			Performance	
			Risk Treatment	
+ RM.LAA.NI102.02 Reduction in consultant team : RM01 Risk Score	Elkington, Ian	Reduction in consultant team	Actual	24
			Performance	
			Risk Treatment	Implications of White Paper suggest National Strategy funding streams will cease in the next 18 months.
+ RM.LAA.NI102.03 Reduced central funding from LAA : RM01 Risk Score	Elkington, Ian	Reduced central funding from LAA	Actual	16
			Performance	
			Risk Treatment	

## NI051 Effectiveness of CAMHS performance report

NAME	UNIT	BASELINE	THIS YEARS TARGET	THIS QUARTERS TARGET	THIS QUARTERS RESULT	PERF	DIRECTION OF TRAVEL	COMMENTS
NI051 Effectiveness of child and adolescent mental health (CAMHS) services	Score	12.00	16.00	14.00	14.00	★	?	
NI051i Effectiveness of CAMHS Q1	Score	?	4.00	4.00	?	?	?	
NI051ii Effectiveness of CAMHS Q2	Score	?	4.00	4.00	?	?	?	
NI051iii Effectiveness of CAMHS Q3	Score	?	4.00	4.00	?	?	?	
NI051iv Effectiveness of CAMHS Q4	Score	?	4.00	4.00	?	?	?	

## NI051 Activities

ACTIVITY	OWNER	START DATE	DUE DATE	MILESTONE	COMMENTS
ACT.LAA.NI051.Y2Q1a Undertake regular performance monitoring of new CAMHS provider	Petford, Chris	01/04/2009	31/03/2010	★	<b>Milestone progress</b> Monthly performance monitoring meetings have been set for the whole financial year and to date the provider has attended all meetings, provided the necessary performance information in accordance with the contract terms and kept on track with their phased implementation plan for the newly integrated service.
ACT.LAA.NI051.Y2Q2a Work with new CAMHS provider to ensure service is required standard	Petford, Chris	01/04/2009	31/03/2010	★	<b>Milestone progress</b> Commissioners are ensuring the provider is delivering the service in accordance with the required national standard. This has been aided by the adoption of the NHS national contract framework for CAMHS that was utilised for the Bucks CAMHS contract when the new service commenced delivery on 1st April 2009.
ACT.LAA.NI051.Y2Q3a Develop further outcomes for new CAMHS provider	Petford, Chris	01/04/2009	31/03/2010	★	<b>Milestone progress</b> A full outcomes framework for monitoring the service has now been developed and agreed with the provider who will be reporting against these targets on a quarterly basis.

## NI051 RISKS

RISK	DESCRIPTION	CATEGORY	SCORE		RISK TREATMENT at 30/09/2009	OWNER
RM.LAA.NI051.01 New CAMHS provider unable to provide service	The new provider of the integrated CAMHS unable to provide the required service.	General Risk	6	★	Work with new provider of integrated CAMHS to ensure that service is of required standard	Butt, Sue

## QUALITY ASSURANCE

	INDICATOR INFORMATION	QUALITY ASSURANCE
DQ.LAA.01 Are there processes in place to ensure Data Quality		

## NI056 'Obesity' performance report

NAME	UNIT	BASELINE	LAST YEARS RESULT	THIS YEARS TARGET	2011 TARGET	COMMENTS
NI056i Percentage of children in Year 6 with height and weight recorded who are obese	Percentage	13.90	13.90	13.85	13.80	
NI056ii Percentage of children in Year 6 with height and weight recorded	Percentage	85.00	83.10	85.00	87.00	<b>Good performance</b> although we are not yet able to release official data the national measurement programme was completed for school year 08/09 at beginning Sept 09. We met the 85% participation target for both year groups. Prevalence has risen slightly - but still data noise rather than a trend indicated.

## NI056 ACTIVITIES

ACTIVITY	OWNER	START DATE	DUE DATE	MILESTONE	COMMENTS
ACT.LAA.NI056.Y2Q1a Primary care audits	Manning, Lesley	01/04/2009	31/03/2011		<b>Description</b> The weight watchers on referral project is helping to increase engagement in our NHS Health Check practices - although recruitment remains slow.
ACT.LAA.NI056.Y2Q2a Cook and eat project	Manning, Lesley	01/09/2009	31/03/2011		<b>Milestone completed</b> The cook and eat project has now been completed early - Culture and Learning have been able to embed cook and eat courses into their main programme, eliminating the need to run a parallel course under this project.
ACT.LAA.NI056.Y2Q2b Deliver 'Trading standards' work on promoting healthy food choices	Manning, Lesley	01/09/2009	31/03/2011		
ACT.LAA.NI056.Y2Q2c Simply walk	Manning, Lesley	01/09/2009	31/03/2011		
ACT.LAA.NI056.Y2Q2d HENRY	Manning, Lesley	01/10/2009	31/03/2011		
ACT.LAA.NI056.Y2Q2e Parental engagement project	Manning, Lesley	01/07/2009	31/03/2011		<b>Milestone progress</b> Project not formally started - but working through childrens centre obesity programme pilot to understand ways to support parental engagement. Likely project will be a strand in many projects rather than a stand alone one.
ACT.LAA.NI056.Y2Q3a National child measurement survey	Manning, Lesley	01/10/2009	31/12/2010		
ACT.LAA.NI056.Y2Q3b Change 4 Life campaign	Manning, Lesley	01/07/2009	31/03/2011		<b>Milestone progress</b> working to the PCT Change 4 Life delivery plan. Engagement through health professionals, working with childrens centres. Information sent to year 6 children in NCMP routine letter sample.
ACT.LAA.NI056.Y2Q3c Feedback to parents in NCMP	Manning, Lesley	01/07/2009	31/10/2010		<b>Milestone progress</b> First trial year of routine feedback completed - all parents/carers of overweight and obese year 6 children had a letter outlining the child's weight status and support and advice on how to help.
ACT.LAA.NI056.Y2Q3d MEND 7	Manning, Lesley	01/10/2009	31/03/2011		
ACT.LAA.NI056.Y2Q4a Obesity prevalence data	Manning, Lesley	01/01/2010	31/03/2011		
ACT.LAA.NI056.Y2Q4b Training for Early years staff and health professionals	Manning, Lesley	01/01/2010	31/03/2011		
ACT.LAA.NI056.Y2Q4c MEND 7	Manning, Lesley	01/01/2010	31/12/2010		

## NI056 RISKS

RISK	DESCRIPTION	CATEGORY	SCORE		RISK TREATMENT at 30/09/2009	OWNER
RM.LAA.NI056.01 Refusal to participate	Refusal of year 6 children to take part in measurement programme	General Risk	3		Assess refusal data, ascertain if linked to all schools or specific ones. If specific plan actions to address in those schools. Seek BCC support to ensure schools understand this is also a DCSF target.	Manning, Lesley
RM.LAA.NI056.02 OSC Recommendations	Implementing certain OSC recommendations relies on securing external funding	Financial Risk	?		Funding bids will be formulated but cannot be guaranteed to be successful	Manning, Lesley
	Please note that although not a manageable risk the impact of local					

<p>RM.LAA.NI056.03 National obesity trends</p>	<p>plans may not be sufficient to prevail against the continuing increasing national trend of obesity.</p>	<p>General Risk</p>	<p>?</p>			<p>Manning, Lesley</p>
--	--	---------------------	----------	---	--	------------------------

<p>QUALITY ASSURANCE</p>		
	<p>INDICATOR INFORMATION</p>	<p>QUALITY ASSURANCE</p>
<p>DQ.LAA.01 Are there processes in place to ensure Data Quality</p>	<p>This indicator is reported on an annual basis. NI 56 and NI 55 are monitored within the CYP Plan but on 56 is part of the LAA. Both are monitored within the Obesity Agenda framework.</p>	<p>Processes in place to ensure the quality of data collected and reported  <a href="#">My Indicator is...</a>; <a href="#">Notes of rebuild meeting</a></p>

NI069 'Children who have experienced bullying' performance report					
NAME	UNIT	BASELINE	THIS YEARS TARGET	MOST CURRENT RESULT	COMMENTS
NI069 Children who have experienced bullying	Percentage	49.70	47.70	49.70	

NI069 ACTIVITIES					
ACTIVTY	OWNER	START DATE	DUE DATE	MILESTONE	COMMENTS
ACT.LAA.NI069.Y2Q1a Anti-bullying Strategy for Schools reviewed	Burrell, Kevin	01/04/2009	31/07/2009	★	
ACT.LAA.NI069.Y2Q1b Anti-bullying Strategy Guidance and support materials reviewed and revised	Burrell, Kevin	01/04/2009	31/10/2009	★	
ACT.LAA.NI069.Y2Q1c Web site revised and refreshed	Burrell, Kevin	01/04/2009	31/07/2009	★	
ACT.LAA.NI069.Y2Q1d Key areas of strategy implemented	Burrell, Kevin	01/04/2009	31/03/2010	●	<b>Description</b> In progress
ACT.LAA.NI069.Y2Q1e Key areas of data gathering identified and data used to target work	Burrell, Kevin	01/04/2009	31/10/2009	●	<b>Description</b> We are working to secure a wider set of data to monitor progress and plan next stage of implementation.
ACT.LAA.NI069.Y2Q3a Anti-bullying Schools Conference held annually	Burrell, Kevin	01/11/2009	30/11/2009	»	
ACT.LAA.NI069.Y2Q3b Governors of school briefed on issues	Burrell, Kevin	01/09/2009	31/12/2009	●	<b>Description</b> Currently in progress. Completion date due December 2009.
ACT.LAA.NI069.Y2Q4a Key areas of work published in annual report	Burrell, Kevin	01/01/2010	31/03/2010	»	
ACT.LAA.NI069.Y2Q4b Partners identified. Anti-bullying Partnership Conference held	Burrell, Kevin	01/01/2010	31/03/2010	»	

NI069 RISKS						
RISK	DESCRIPTION	CATEGORY	SCORE		RISK TREATMENT at 30/09/2009	OWNER
RM.LAA.NI069.01 Unable to secure funding for Project Officers after March 2010	Unable to secure funding for Project Officers after March 2010	Financial Risk	20	▲	Apply to schools forum for DSG underspend for Project Officers	Burrell, Kevin
RM.LAA.NI069.02 School and other organisations autonomy	Schools and other organisations have autonomy and therefore impact of actions dependent on influence	General Risk	6	★	Anti-bullying Project Officers employed to engage with schools.	Burrell, Kevin
RM.LAA.NI069.03 Capacity of and resources of partners	Capacity of and resources of partners reduces their inability to engage with Anti-bullying	General Risk	12	●	Identify time effective and efficient process to drive forward the strategy	Burrell, Kevin

QUALITY ASSURANCE		
	INDICATOR INFORMATION	QUALITY ASSURANCE
DQ.LAA.01 Are there processes in place to ensure Data Quality	<ul style="list-style-type: none"> <li>Service areas responsible for schools deliver some of the actions necessary to implement this.</li> <li>Service areas with Children's Services are planning delivery.</li> <li>Wider anti-bullying agenda can only be achieved with involvement of all partner organisations and with a designated central co-ordinator.</li> </ul> <p>Tell Us Survey takes place on an annual basis and results are reported in November</p>	<p>Processes in place to ensure the quality of the data collected and reported</p> <p><a href="#">My Indicator is.....</a>; <a href="#">Tell Us 3 data release</a></p>

## NI102 'Achievement gap' performance report

NAME	UNIT	BASELINE	THIS YEARS TARGET	MOST CURRENT RESULT	COMMENTS
NI102i Achievement gap between pupils eligible for free school meals and their peers (KS2)	Percentage Points	31.00	30.00	34.80	<b>Measure Information</b> Provisional Data. Further analysis has found that 49% of these pupils in 2009 have SEN.
NI102ii Achievement gap between pupils eligible for free school meals and their peers (KS4)	Percentage Points	38.00	37.40	39.60	<b>Measure Information</b> Highly provisional data

## NI102 ACTIVITIES

ACTIVITY	OWNER	START DATE	DUE DATE	MILESTONE	COMMENTS
ACT.LAA.NI102.Y2Q2a Termly Headteacher Updates: Primary strategy team	Elkington, Ian	01/09/2009	31/08/2011	★	<b>Good performance</b> APP workshops Oct / Nov 2009
ACT.LAA.NI102.Y2Q2b Consultant support to 33 schools: Primary Strategy team	Elkington, Ian	01/09/2009	31/08/2011	★	
ACT.LAA.NI102.Y2Q2c Consultant support to 33 schools: METAS	Elkington, Ian	01/09/2009	31/08/2011	★	
ACT.LAA.NI102.Y2Q2d Termly School Monitoring visits	Elkington, Ian	01/09/2009	31/08/2011	★	
ACT.LAA.NI102.Y2Q2e Annual Targeted Funding	Elkington, Ian	01/09/2009	31/08/2011	★	
ACT.LAA.NI102.Y2Q2f Improve Attendance	Elkington, Ian	01/09/2009	31/08/2011	★	
ACT.LAA.NI102.Y2Q2g Intervention Strategies	Elkington, Ian	01/09/2009	31/08/2011	★	
ACT.LAA.NI102.Y2Q2h New Primary Curriculum	Elkington, Ian	01/09/2009	31/08/2011	●	<b>Description</b> Communication to schools ongoing, however the Rose Review of the curriculum has been delayed.
ACT.LAA.NI102.Y2Q2i Termly Deputy Headteacher Updates: Secondary Strategy team	Elkington, Ian	01/09/2009	31/08/2011	★	
ACT.LAA.NI102.Y2Q2j Consultant support to 8 National Challenge schools: Secondary Strategy team	Elkington, Ian	01/09/2009	31/08/2011	★	<b>Good performance</b> Only 2 schools now below floor (one of these is an Academy) all schools will continue to receive additional support for at least the current academic year.
ACT.LAA.NI102.Y2Q2k Consultant support to 8 National Challenge schools: METAS	Elkington, Ian	01/09/2009	31/08/2011	★	<b>Good performance</b> Only 2 schools now below floor (one of these is an Academy) all schools will continue to receive additional support for at least the current academic year.
ACT.LAA.NI102.Y2Q2l Termly School Monitoring visits: SIAs	Elkington, Ian	01/09/2009	31/08/2011	★	<b>Good performance</b> Only 2 schools now below floor (one of these is an Academy) all schools will continue to receive additional support for at least the current academic year.
ACT.LAA.NI102.Y2Q2m Annual Targeted Funding	Elkington, Ian	01/09/2009	31/08/2011	★	
ACT.LAA.NI102.Y2Q2n Improve Attendance	Elkington, Ian	01/09/2009	31/08/2011	★	
ACT.LAA.NI102.Y2Q2o Intervention Strategies	Elkington, Ian	01/09/2009	31/08/2011	★	
ACT.LAA.NI102.Y2Q2p 14-19 Strategy	Elkington, Ian	01/09/2009	31/08/2012	★	
ACT.LAA.NI102.Y2Q2q New Secondary Curriculum	Elkington, Ian	01/09/2009	31/08/2010	★	

## NI102 RISKS

RISK	DESCRIPTION	CATEGORY	SCORE		RISK TREATMENT at 30/09/2009	OWNER
RM.LAA.NI102.01 Lack of funding for schools	Lack of funding for schools	Financial Risk	12	●	White Paper proposes to increase funding direct to schools from 2011 in place of LA National Strategy budget.	Elkington, Ian
RM.LAA.NI102.02 Reduction in consultant team	Reduction in consultant team	General Risk	24	▲	Implications of White Paper suggest National Strategy funding streams will cease in the next 18 months.	Elkington, Ian
RM.LAA.NI102.03 Reduced central funding from LAA	Reduced central funding from LAA	Financial Risk	16	▲	MTP bid for funding	Elkington, Ian

## QUALITY ASSURANCE

	INDICATOR INFORMATION	QUALITY ASSURANCE
DQ.LAA.01 Are there processes in place to ensure Data Quality		

STATUTORY INDICATORS				
	09-10 TARGET	09-10 ACTUAL	09-10 Perf	10-11 TARGET
NI072 At least 78 points across Early Years Foundation Stage with at least 6 in each of the scales	54.00	55.90	★	54.50
NI073 Achievement at level 4 or above in both English and Maths at Key Stage 2 (Threshold)	84.00	78.00	▲	84.00
NI075 Achievement of 5 or more A*-C grades at GCSE or equivalent including English and Maths	66.40	65.30	●	68.50
NI087 Secondary school persistent absence rate	4.70	4.60	★	4.60
NI092 Narrowing the gap - lowest achieving 20% the Early Yrs Foundation Stage Profile vs the rest	31.20	33.50	▲	31.20
NI093 Progression by 2 levels in English between Key Stage 1 and Key Stage 2	90.00	84.60	▲	91.00
NI094 Progression by 2 levels in Maths between Key Stage 1 and Key Stage 2	89.00	83.60	▲	91.00
NI099 Children in care reaching level 4 in English at Key Stage 2	?	55.00	!	64.00
NI100 Looked after children reaching level 4 in mathematics at Key Stage 2	?	36.00	!	57.00
NI101 Looked after children achieving 5 A*-C GCSEs (or equivalent) at KS 4 (with English and Maths)	?	3.00	!	15.00

NI107				
	09-10 TARGET	09-10 ACTUAL	09-10 Perf	10-11 TARGET
NI107 Key Stage 2 attainment for all Black and minority ethnic groups	?	?	??	?
NI107gia %ge point gap KS2 level 4+ English & Maths - White British	?	?	??	?
NI107gib %ge point gap KS2 level 4+ English & Maths - White Irish	?	?	??	?
NI107gic+d %ge point gap at KS2 level 4+ English & Maths -White Gypsy/Roma/Irish Heritage Travellers	?	?	??	?
NI107gie %ge point gap KS2 level 4+ English & Maths - Any Other White Background	?	?	??	?
NI107giia %ge point gap KS2 level 4+ English & Maths - Mixed White and Black Caribbean	?	?	??	?
NI107giib+ivb %ge point gap KS2 level 4+ English & Maths - Black African and White/Black African	?	?	??	?
NI107giic %ge point gap KS2 level 4+ English & Maths - Mixed White and Asian	?	?	??	?
NI107giid %ge point gap KS2 level 4+ English & Maths - Any Other Mixed Background	?	?	??	?
NI107giia %ge point gap KS2 level 4+ English & Maths - Indian	?	?	??	?
NI107giib %ge point gap KS2 level 4+ English & Maths - Pakistani	?	?	??	?
NI107giic %ge point gap KS2 level 4+ English & Maths - Bangladeshi	?	?	??	?
NI107giid %ge point gap KS2 level 4+ English & Maths - Any Other Asian Background	?	?	??	?
NI107giva %ge point gap KS2 level 4+ English & Maths - Black Caribbean	?	?	??	?
NI107givc %ge point gap KS2 level 4+ English & Maths - Any Other Black Background	?	?	??	?
NI107gv %ge point gap KS2 level 4+ English & Maths - Chinese	?	?	??	?
NI107gvi %ge point gap KS2 level 4+ English & Maths - Any Other Ethnic Group	?	?	??	?

NI108				
	09-10 TARGET	09-10 ACTUAL	09-10 Perf	10-11 TARGET
NI108 Key Stage 4 attainment for all Black and minority ethnic groups	?	?	??	?
NI108gia %ge point gap KS4 level 4+ English & Maths - White British	?	?	??	?
NI108gib %ge point gap KS4 level 4+ English & Maths - White Irish	?	?	??	?
NI108gic+d %ge point gap KS4 level 4+ English & Maths - White Gypsy/Roma/Irish Heritage Travellers	?	?	??	?
NI108gie %ge point gap KS4 level 4+ English & Maths - Any Other White Background	?	?	??	?
NI108giia %ge point gap KS4 level 4+ English & Maths - Mixed White and Black Caribbean	?	?	??	?
NI108giib+ivb %ge point gap KS4 level 4+ English & Maths - Black African and White/Black African	?	?	??	?
NI108giic %ge point gap KS4 level 4+ English & Maths - Mixed White and Asian	?	?	??	?
NI108giid %ge point gap KS4 level 4+ English & Maths - Any Other Mixed Background	?	?	??	?
NI108giia %ge point gap KS4 level 4+ English & Maths - Indian	?	?	??	?
NI108giib %ge point gap KS4 level 4+ English & Maths - Pakistani	?	?	??	?
NI108giic %ge point gap KS4 level 4+ English & Maths - Bangladeshi	?	?	??	?
NI108giid %ge point gap KS4 level 4+ English & Maths - Any Other Asian Background	?	?	??	?

NI108giva %ge point gap KS4 level 4+ English & Maths - Black Caribbean	?	?	??	?
NI108givc %ge point gap KS4 level 4+ English & Maths - Any Other Black Background	?	?	??	?
NI108gv %ge point gap KS4 level 4+ English & Maths - Chinese	?	?	??	?
NI108gvi %ge point gap KS4 level 4+ English & Maths - Any Other Ethnic Group	?	?	??	?